

# HOW TO INSTALL YOUR



## HOME GRAB BAR 9" WHITE

Item # 8609W-R

Capacity not to exceed 250 lb



Simple installation

Easy to follow  
step-by-step  
instructions

### WHAT'S IN THE BOX

- a. (1) Home Grab Bar
- b. (4) Stainless steel screws
- c. (4) Stainless steel washers
- d. (4) Plastic anchors



a.



b.



c.

### TOOLS NEEDED




Drill, 5/16" or 1/8" drill bit, and Phillips drill bit

Rubber Mallet

Flathead Screwdriver

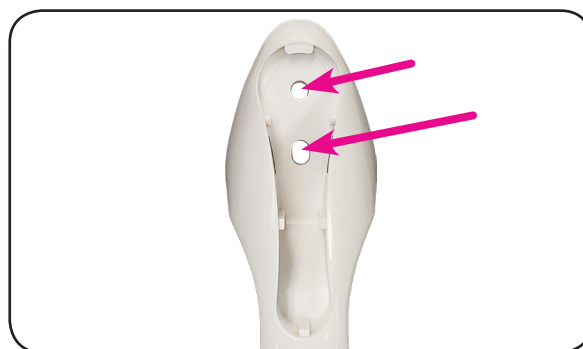
Pencil

Stud Finder



1

Use flathead screwdriver, insert into slot, and gently remove cover on end of grab bar (**Figure 1**). Repeat on other side.



2

Mark position of grab bar and the (4) screw holes onto wall with a pencil (**Figure 2**).

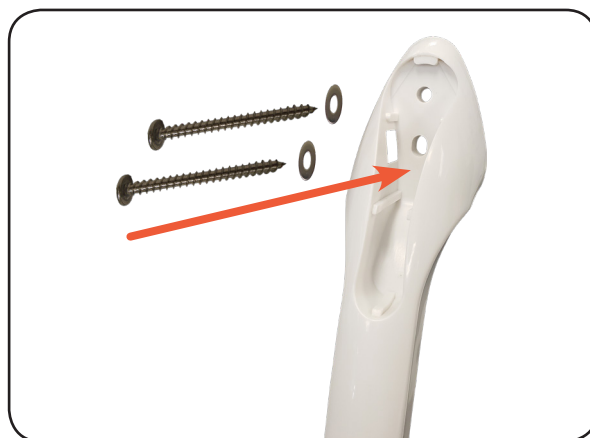
#### For wood studs:

Drill 1/8 inch diameter holes at markings.

#### For concrete or tile:

Drill 5/16 inch diameter holes at markings.

Position plastic anchors and drive into drilled holes with rubber mallet.



3

Position grab bar onto wall and line up the holes. Place washers on screws, and with electric drill, drive screws directly into wall stud (**Figure 3**) (or into plastic anchors if mounting on concrete or tile).



4

Snap covers from step 1 back onto the grab bar (**Figure 4**). Test grab bar to make sure it is secure before use by applying controlled force.

## **WARNING**

Read all instructions carefully and consult with a qualified professional before installing to avoid possible injury. **NOVA Medical Products shall have no liability for any damage or injury resulting from improper installation or misuse of this product.**

- Please check if all parts quantities are correct before installation.
- Weight capacity must not exceed **250 lb.**
- **DO NOT** use this product to support user's full weight; it is only for balance assistance.
- Check before each use to ensure grab bar is securely mounted. Reinstall if necessary.

## **CARE AND MAINTENANCE**

To clean, wipe with mild soap and water. Dry thoroughly after cleaning.

## **WARRANTY INFORMATION**

NOVA stands firm on our commitment to providing the highest quality products, as well as exceptional service. This product was built to precise standards and thoroughly inspected prior to shipment. This warranty represents our confidence in the materials and workmanship of our product.

NOVA extends this warranty only to the original purchaser of this product. The warranty does not extend to any subsequent purchaser or owner. The warranty is void upon any sale or transfer of ownership or use by other person. NOVA warrants its products are free from defects in material and workmanship under NORMAL use for the period commencing upon the date of purchase and continuing for the following specified period of time after that date:

Metal Frame	<b>Limited Lifetime Warranty</b>
Non-Metal/Metal parts (rubber tips, plastic or metal hardware)	<b>One Year Limited Warranty</b>

This warranty does not cover problems due to user negligence, misuse of the product, failure to adhere to product instructions, or normal wear and tear. Items that have been subject to negligent abuse, modified without prior written authorization are not covered within this warranty.

For warranty service, please contact the dealer from whom you purchased your NOVA product. In the event that you do not receive satisfactory service, please call us directly at the number on the bottom front of this sheet. Be prepared to indicate, the nature of the defect, the product serial number, and the name and location of where you purchased the product. You will also be required to provide a receipt of your purchase. Do not return any products to our office without prior consent.

Repair or replacement is the only remedy under this limited warranty. This warranty does not include any labor or shipping charges incurred in replacement part installation or repair of product.


**THIS WARRANTY IS EXCLUSIVE AND IN LIEU OF ALL OTHER EXPRESS WARRANTIES, IMPLIED WARRANTIES, IF ANY, INCLUDING THE IMPLIED WARRANTIES OF MERCHANTABILITY AND FITNESS FOR A PARTICULAR PURPOSE. NOVA SHALL NOT BE LIABLE FOR ANY SEQUENTIAL OR INCIDENTAL DAMAGES WHATSOEVER.**

### **IMPORTANT WARNING**

**FOLLOW ALL DIRECTIONS CAREFULLY BEFORE USE. FAILURE TO DO SO MAY RESULT IN SERIOUS INJURY.**

**CONTACT US!**  
We're here to help


 [info@novajoy.com](mailto:info@novajoy.com)


 1 800 557 6682


[novajoy.com](http://novajoy.com)


*Connect with us!*

[novajoy.com](http://novajoy.com)

 [novamedicalprod](https://www.facebook.com/novamedicalprod)

 [novamedicalprod](https://twitter.com/novamedicalprod)

 [novawalkerstalk](https://twitter.com/novawalkerstalk)

 [NOVA Medical Products](https://www.youtube.com/channel/UC...)

CARE • QUALITY • INNOVATION



THE **NOVA** PROMISE